




Connectors > PCB Connectors > PCB Headers & Receptacles



PCB Connector Assembly Type: **PCB Mount Header**

PCB Mount Orientation: **Vertical**

Connector System: **Board-to-Board**

Number of Positions: **120**

Centerline (Pitch): **.8 mm [.031 in]**

Features

Product Type Features

| | |
|-----------------------------------|-----------------------|
| PCB Connector Assembly Type | PCB Mount Header |
| Connector System | Board-to-Board |
| Sealable | No |
| Connector & Contact Terminates To | Printed Circuit Board |

Configuration Features

| | |
|----------------------------------|--------------|
| Stackable | No |
| Connector Contact Load Condition | Fully Loaded |
| PCB Mount Orientation | Vertical |
| Number of Positions | 120 |
| Board-to-Board Configuration | Parallel |

Electrical Characteristics

| | |
|---------------------------------------|---------|
| Dielectric Withstanding Voltage (Max) | 675 VAC |
| Insulation Resistance | 2 MΩ |
| Impedance | 100 Ω |



| | |
|-------------------|---------|
| Operating Voltage | 125 VAC |
|-------------------|---------|

Body Features

| | |
|-----------------------|-------|
| Primary Product Color | Black |
|-----------------------|-------|

Contact Features

| | |
|---|---------------------|
| PCB Contact Termination Area Plating Material Thickness | .25 µm[9.8425 µin] |
| Mating Tab Width | .38 mm[.015 in] |
| Mating Tab Thickness | .2 mm[.008 in] |
| Contact Shape & Form | Single Beam, Square |
| PCB Contact Termination Area Plating Material | Gold |
| Contact Base Material | Phosphor Bronze |
| Contact Mating Area Plating Material | Gold |
| | 9.8425 µin |
| Contact Type | Pin |
| Contact Current Rating (Max) | 1.25 A, 9.5 A |

Termination Features

| | |
|---|-----------------|
| Rectangular Termination Post & Tail Thickness | .2 mm[.008 in] |
| Rectangular Termination Post & Tail Width | .94 mm[.037 in] |
| Termination Method to Printed Circuit Board | Surface Mount |

Mechanical Attachment

| | |
|--------------------------|----------------|
| PCB Mount Alignment Type | Locating Posts |
| Mating Retention | With |
| Mating Alignment | Without |
| PCB Mount Retention | With |
| PCB Mount Alignment | With |
| Connector Mounting Type | Board Mount |

Housing Features

| | |
|--------------------|------------------------------|
| Centerline (Pitch) | .8 mm[.031 in] |
| Housing Material | LCP (Liquid Crystal Polymer) |

Dimensions

| | |
|------------------|-----------------|
| Connector Height | 4.06 mm[.16 in] |
| | .186 in |
| Stack Height | 5 mm[.197 in] |



Usage Conditions

| | |
|-----------------------------|----------------------------|
| Operating Temperature Range | -65 – 125 °C[-85 – 257 °F] |
|-----------------------------|----------------------------|

Operation/Application

| | |
|--------------------------|----------------|
| Assembly Process Feature | None |
| Circuit Application | Power & Signal |

Industry Standards

| | |
|------------------------|----------|
| UL Flammability Rating | UL 94V-0 |
|------------------------|----------|

Packaging Features

| | |
|--------------------|-----------|
| Packaging Quantity | 42 |
| Packaging Method | Box, Tray |

Product Compliance

For compliance documentation, visit the product page on TE.com>













| | |
|---|---|
| EU RoHS Directive 2011/65/EU | Compliant |
| EU ELV Directive 2000/53/EC | Compliant |
| China RoHS 2 Directive MIIT Order No 32, 2016 | No Restricted Materials Above Threshold |
| EU REACH Regulation (EC) No. 1907/2006 | Current ECHA Candidate List: JAN 2024 (240) Candidate List Declared Against: JAN 2024 (240) Does not contain REACH SVHC |
| Halogen Content | Low Halogen - Br, Cl, F, I < 900 ppm per homogenous material. Also BFR/CFR/PVC Free |
| Solder Process Capability | Reflow solder capable to 260°C |

Product Compliance Disclaimer

This information is provided based on reasonable inquiry of our suppliers and represents our current actual knowledge based on the information they provided. This information is subject to change. The part numbers that TE has identified as EU RoHS compliant have a maximum concentration of 0.1% by weight in homogenous materials for lead, hexavalent chromium, mercury, PBB, PBDE, DBP, BBP, DEHP, DIBP, and 0.01% for cadmium, or qualify for an exemption to these limits as defined in the Annexes of Directive 2011/65/EU (RoHS2). Finished electrical and electronic equipment products will be CE marked as required by Directive 2011/65/EU. Components may not be CE marked. Additionally, the part numbers that TE has identified as EU ELV compliant have a maximum concentration of 0.1% by weight in homogenous materials for lead, hexavalent chromium, and mercury, and 0.01% for cadmium, or qualify for an exemption to these limits as defined in the Annexes of Directive 2000/53/EC (ELV). Regarding the REACH Regulation, the information TE provides on SVHC in articles for this part number is based on the latest European Chemicals Agency (ECHA) ‘Guidance on requirements for substances in articles’ posted at this URL: <https://echa.europa.eu/guidance-documents/guidance-on-reach>

Compatible Parts



| | | | |
|--|--|--|---|
|  <p>TE Part # 1658012-3 MSB0.80RC-ASY120FL,-,10,-TY</p> |  <p>TE Part # 2-1658012-3 MSB0.80RC-ASY120FL,-,10,-TY</p> |  <p>TE Part # 2-1658043-3 MSB0.80RC-ASY120FL,-,F,-TY</p> |  <p>TE Part # 2-1658462-3 MSB0.80RC-ASY120FL,-,30,-TY</p> |
|  <p>TE Part # 6-1658012-3 MSB0.80RC-ASY120FL,GP,10,-TR</p> |  <p>TE Part # 1658043-3 MSB0.80RC-ASY120FL,-,F,-TY</p> |  <p>TE Part # 1658462-3 MSB0.80RC-ASY120FL,-,30,-TY</p> |  <p>TE Part # 4-1658012-3 MSB0.80RC-ASY120FL,GP,10,-TR</p> |
|  <p>TE Part # 4-1658043-3 MSB0.80RC-ASY120FL,GP,F,-TR</p> |  <p>TE Part # 4-1658462-3 MSB0.80RC-ASY120FL,GP,30,-TR</p> |  <p>TE Part # 6-1658043-3 MSB0.80RC-ASY120FL,GP,F,-TR</p> |  <p>TE Part # 6-1658462-3 MSB0.80RC-ASY120FL,GP,30,-TR</p> |

Customers Also Bought

| |
|---|
|  <p>TE Part #1-2273005-4 M8 x 1.0 straight socket Pigtail Shld</p> |
|---|

Documents

Product Drawings
MSB0.80PL5ASY120FL,-,10,-TY
English

CAD Files
3D PDF
3D
Customer View Model
ENG_CVM_CVM_1658013-3_K.2d_dxf.zip



English

Customer View Model

[ENG_CVM_CVM_1658013-3_K.3d_igs.zip](#)

English

Customer View Model

[ENG_CVM_CVM_1658013-3_K.3d_stp.zip](#)

English

By downloading the CAD file I accept and agree to the [Terms and Conditions](#) of use.

Datasheets & Catalog Pages

[MICTOR SB Interconnection System](#)

English

Product Specifications

[Application Specification](#)

English