




Connectors > PCB Connectors > PCB Headers & Receptacles



PCB Connector Assembly Type: **PCB Mount Receptacle**

PCB Mount Orientation: **Vertical**

Connector System: **Board-to-Board**

Number of Positions: **60**

Number of Rows: **6**

Features

Product Type Features

PCB Connector Assembly Type	PCB Mount Receptacle
Connector System	Board-to-Board
Sealable	No
Connector & Contact Terminates To	Printed Circuit Board

Configuration Features

PCB Mount Orientation	Vertical
Number of Positions	60
Number of Rows	6
Board-to-Board Configuration	Parallel

Body Features

Primary Product Color	Natural
-----------------------	---------

Contact Features

Contact Mating Area Plating Material	Gold
Contact Mating Area Plating Material Thickness	50 µm[50 µin]



Contact Type	Socket
Contact Current Rating (Max)	1.5 A

Termination Features

Termination Method to Printed Circuit Board	Surface Mount - Solder Ball
---	-----------------------------

Mechanical Attachment

Mating Alignment	With
Mating Alignment Type	Keyed
PCB Mount Retention	Without
PCB Mount Alignment	Without
Connector Mounting Type	Board Mount

Housing Features

Centerline (Pitch)	1.27 mm[.05 in]
Housing Material	LCP

Dimensions

Row-to-Row Spacing	1.27 mm[.05 in]
Stack Height	10 mm[.394 in]

Usage Conditions

Operating Temperature Range	-55 – 125 °C[-67 – 257 °F]
-----------------------------	----------------------------

Operation/Application

Circuit Application	Signal
---------------------	--------

Industry Standards

UL Flammability Rating	UL 94V-0
------------------------	----------

Packaging Features

Packaging Method	Tape & Reel
------------------	-------------

Product Compliance

For compliance documentation, visit the product page on TE.com>

EU RoHS Directive 2011/65/EU	Not Compliant
EU ELV Directive 2000/53/EC	Not Yet Reviewed
China RoHS 2 Directive MIIT Order No 32, 2016	Restricted Materials Above Threshold
EU REACH Regulation (EC) No. 1907/2006	Current ECHA Candidate List: JAN 2024 (240)



Candidate List Declared Against: JAN 2024  
(240)  
SVHC > Threshold:  
Pb (36.09% in SOLDERBALL)

Article Safe Usage Statements:  
Do not eat, drink or smoke when using this product. Wash thoroughly after handling. Recycle if possible and dispose of the article by following all applicable governmental regulations relevant to your geographic location.

Halogen Content	Not Yet Reviewed for halogen content
Solder Process Capability	Not reviewed for solder process capability

Product Compliance Disclaimer

This information is provided based on reasonable inquiry of our suppliers and represents our current actual knowledge based on the information they provided. This information is subject to change. The part numbers that TE has identified as EU RoHS compliant have a maximum concentration of 0.1% by weight in homogenous materials for lead, hexavalent chromium, mercury, PBB, PBDE, DBP, BBP, DEHP, DIBP, and 0.01% for cadmium, or qualify for an exemption to these limits as defined in the Annexes of Directive 2011/65/EU (RoHS2). Finished electrical and electronic equipment products will be CE marked as required by Directive 2011/65/EU. Components may not be CE marked. Additionally, the part numbers that TE has identified as EU ELV compliant have a maximum concentration of 0.1% by weight in homogenous materials for lead, hexavalent chromium, and mercury, and 0.01% for cadmium, or qualify for an exemption to these limits as defined in the Annexes of Directive 2000/53/EC (ELV). Regarding the REACH Regulation, the information TE provides on SVHC in articles for this part number is based on the latest European Chemicals Agency (ECHA) ‘Guidance on requirements for substances in articles’ posted at this URL: <https://echa.europa.eu/guidance-documents/guidance-on-reach>

Compatible Parts



TE Part # 2102079-1  
Pin assy, 60 psn, tin lead, Mezalok


Also in the Series | Mezalok HSLF




PCB Headers & Receptacles(21)

Customers Also Bought







TE Part #1-2199119-5  
M.2 0.5PITCH 3.2H KEY M 15U" AU




TE Part #5-2176070-6  
SMD Power Resistor: 2 Watt, 3521 Series




TE Part #1-1879011-5  
SMF2 820R 5%




TE Part #4-1393224-2  
RY211005




TE Part #1734328-2  
Mini USB AB R/A,Rcpt,SMT,T&R




TE Part #8-2176304-0  
RP 1E 0.1W 66R5 0.1% 25PPM 5K RL



TE Part #275442-1  
SEALING & DIELECTRIC COMPOUND



TE Part #2355825-1  
Mezalok, Socket, 114 p, 10 mm, 50 Au,



TE Part #EG8218-000  
C5E-24B114-Y1F-0

Documents

Product Drawings  
Mezalok, LF SKT, 60 p, 10 mm, 50 Au, TL  
English

CAD Files  
3D PDF  
3D  
Customer View Model  
ENG\_CVM\_CVM\_2369022-1\_2.2d\_dxf.zip  
English  
Customer View Model  
ENG\_CVM\_CVM\_2369022-1\_2.3d\_igs.zip  
English  
Customer View Model  
ENG\_CVM\_CVM\_2369022-1\_2.3d\_stp.zip  
English

By downloading the CAD file I accept and agree to the [Terms and Conditions](#) of use.

Product Specifications



Product Specification

English

Product Specification

English