




Free Height

TE Internal #: 5120521-2
PCB Mount Receptacle, Vertical, Board-to-Board, 84 Position, 1 mm
[.039 in] Centerline, Gold, Surface Mount, Black, Tape & Reel, Free
Height
[View on TE.com >](#)

Connectors > PCB Connectors > PCB Headers & Receptacles > Free Height Receptacle Conn: Board-Board, Vertical, 84, 1mm



PCB Connector Assembly Type: **PCB Mount Receptacle**
PCB Mount Orientation: **Vertical**
Connector System: **Board-to-Board**
Number of Positions: **84**
Centerline (Pitch): **1 mm [.039 in]**
[All Free Height Receptacle Conn: Board-Board, Vertical, 84, 1mm \(42\)](#)

Features

Product Type Features

| | |
|-----------------------------------|-----------------------|
| PCB Connector Assembly Type | PCB Mount Receptacle |
| Connector System | Board-to-Board |
| Connector & Contact Terminates To | Printed Circuit Board |

Configuration Features

| | |
|------------------------------|----------|
| Number of Columns | 42 |
| Stackable | Yes |
| PCB Mount Orientation | Vertical |
| Number of Positions | 84 |
| Board-to-Board Configuration | Parallel |

Electrical Characteristics

| | |
|-----------------------|---------|
| Insulation Resistance | 2 MΩ |
| Operating Voltage | 250 VAC |



Signal Characteristics

| | |
|------------------------|-----|
| Differential Signaling | Yes |
|------------------------|-----|

Body Features

| | |
|-----------------------|-------|
| Primary Product Color | Black |
|-----------------------|-------|

Contact Features

| | |
|---|---------------------|
| PCB Contact Termination Area Plating Material Thickness | 3.81 μm[150 μin] |
| Contact Layout | Inline |
| Mating Tab Width | .63 mm[.024 in] |
| Mating Tab Thickness | .2 mm[.008 in] |
| Contact Underplating Material Thickness | 1.27 μm[50 μin] |
| PCB Contact Termination Area Plating Material Finish | Matte |
| Contact Shape & Form | Single Beam, Square |
| PCB Contact Termination Area Plating Material | Tin |
| Contact Base Material | Phosphor Bronze |
| Contact Mating Area Plating Material | Gold |
| | 30 μin |
| Contact Type | Socket |
| Contact Current Rating (Max) | 1 A |

Termination Features

| | |
|---|----------------|
| Rectangular Termination Post & Tail Thickness | .2 mm[.008 in] |
| Rectangular Termination Post & Tail Width | .3 mm[.012 in] |
| Termination Method to Printed Circuit Board | Surface Mount |

Mechanical Attachment

| | |
|--------------------------|----------------|
| PCB Mount Alignment Type | Locating Posts |
| Mating Retention | Without |
| PCB Mount Retention Type | None |
| Mating Alignment | Without |
| Mating Alignment Type | None |
| PCB Mount Retention | Without |
| PCB Mount Alignment | With |

Housing Features

| | |
|-----------------------|-----|
| Mating Entry Location | Top |
|-----------------------|-----|



| | |
|--------------------|---------------|
| Centerline (Pitch) | 1 mm[.039 in] |
| Housing Material | Thermoplastic |

Dimensions

| | |
|------------------|----------------------------|
| Connector Length | 44.22 mm[1.74 in] |
| Connector Height | 5.37 mm[.211 in] |
| Connector Width | 3.81 mm[.150 in] |
| Stack Height | 8 mm, 9 mm, 10 mm[.394 in] |

Usage Conditions

| | |
|-----------------------------|----------------------------|
| Operating Temperature Range | -55 – 110 °C[-67 – 230 °F] |
|-----------------------------|----------------------------|

Industry Standards

| | |
|---|-----------------------|
| UL Rating | Listed |
| Compatible With Agency/Standards Products | CSA, UL |
| Compatible With Approved Standards Products | CSA LR7189, UL E28476 |
| Industry Standard | IEEE 1386 |
| UL Flammability Rating | UL 94V-0 |

Packaging Features

| | |
|--------------------|-------------|
| Packaging Quantity | 650 |
| Packaging Method | Tape & Reel |

Product Compliance

[For compliance documentation, visit the product page on TE.com>](#)

| | |
|---|---|
| EU RoHS Directive 2011/65/EU | Compliant |
| EU ELV Directive 2000/53/EC | Compliant |
| China RoHS 2 Directive MIIT Order No 32, 2016 | No Restricted Materials Above Threshold |
| EU REACH Regulation (EC) No. 1907/2006 | Current ECHA Candidate List: JAN 2024 (240) Candidate List Declared Against: JAN 2024 (240) Does not contain REACH SVHC |
| Halogen Content | Low Halogen - Br, Cl, F, I < 900 ppm per homogenous material. Also BFR/CFR/PVC Free |
| Solder Process Capability | Reflow solder capable to 260°C |

Product Compliance Disclaimer



This information is provided based on reasonable inquiry of our suppliers and represents our current actual knowledge based on the information they provided. This information is subject to change. The part numbers that TE has identified as EU RoHS compliant have a maximum concentration of 0.1% by weight in homogenous materials for lead, hexavalent chromium, mercury, PBB, PBDE, DBP, BBP, DEHP, DIBP, and 0.01% for cadmium, or qualify for an exemption to these limits as defined in the Annexes of Directive 2011/65/EU (RoHS2). Finished electrical and electronic equipment products will be CE marked as required by Directive 2011/65/EU. Components may not be CE marked. Additionally, the part numbers that TE has identified as EU ELV compliant have a maximum concentration of 0.1% by weight in homogenous materials for lead, hexavalent chromium, and mercury, and 0.01% for cadmium, or qualify for an exemption to these limits as defined in the Annexes of Directive 2000/53/EC (ELV). Regarding the REACH Regulation, the information TE provides on SVHC in articles for this part number is based on the latest European Chemicals Agency (ECHA) ‘Guidance on requirements for substances in articles’ posted at this URL: <https://echa.europa.eu/guidance-documents/guidance-on-reach>

Compatible Parts

TE Part # CAT-314-PCB84
Free Height Plug Connector: Board-Board, Vertical, 84, 1mm

Also in the Series | Free Height

PCB Headers & Receptacles(758)


Customers Also Bought

TE Part #281739-5
HEADER HE14 STRAIGHT 2X5 P

TE Part #1658694-8
A/L UNIV HDR 16P ACT PIN

TE Part #2301826-2
AMPL PLUG HD20, VERT, 9P, B/L,4-40 S/LOC


TE Part #350732-1
06P UMNL PIN HDR ASSY 94VO



TE Part #6469074-1
HM-ZD 4PR HDR ASSY 1.8MM



TE Part #6469048-1
HMZD 4PR RA HDR 80P ASSY LF



TE Part #1393586-3
V23535A2200A 60=BKMOD421 HEADE



TE Part #8-1415536-7
0410 83 050 001WG



TE Part #7-1393788-8
V23079G1005B301



TE Part #133271-E

Documents

Product Drawings

1FHR,84,30A/S,S,N,S08,09,10

English

CAD Files

Customer View Model

ENG_CVM_CVM_5120521-2_A.2d_dxf.zip

English

3D PDF

3D

Customer View Model

ENG_CVM_CVM_5120521-2_A.3d_igs.zip

English

Customer View Model

ENG_CVM_CVM_5120521-2_A.3d_stp.zip

English

By downloading the CAD file I accept and agree to the [Terms and Conditions](#) of use.

Datasheets & Catalog Pages

Fine Pitch Stacking Connectors - 1.0mm Free Height (FH) (IEEE 1386) Connectors

English

Product Specifications

Application Specification

English