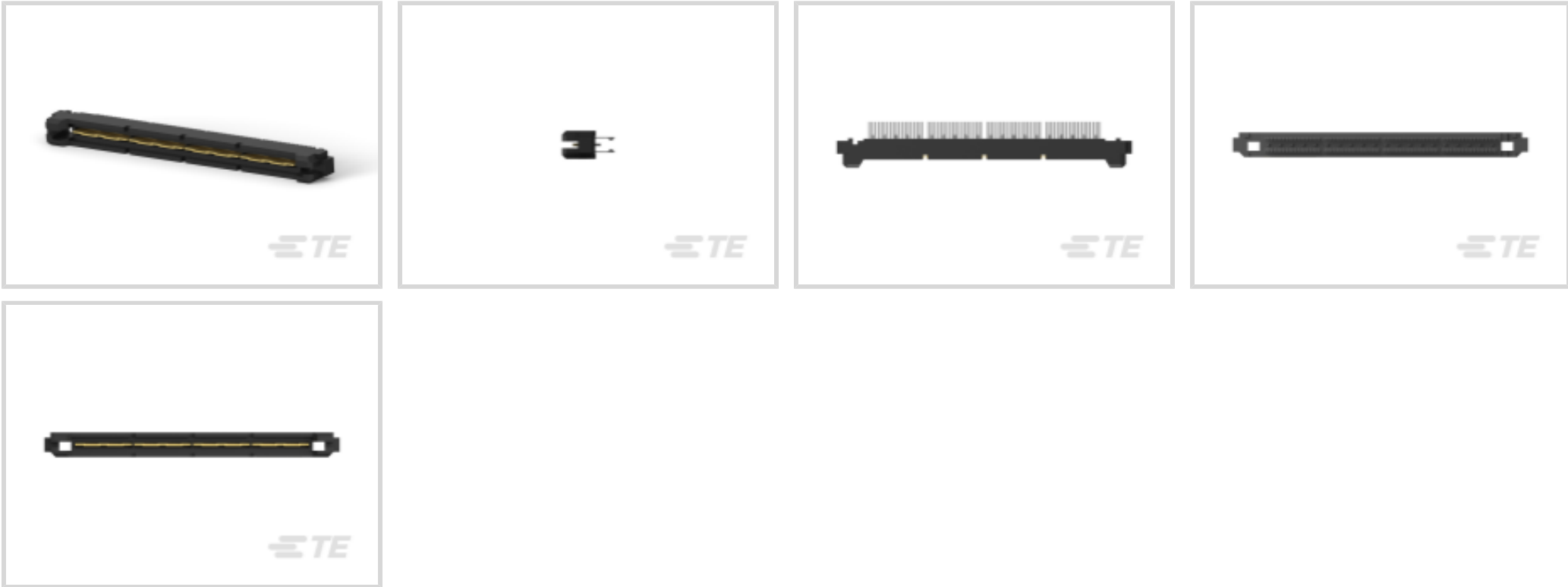




Connectors > PCB Connectors > PCB Headers & Receptacles



PCB Connector Assembly Type: **PCB Mount Header**

PCB Mount Orientation: **Straddle Mount**

Connector System: **Board-to-Board**

Number of Positions: **152**

Centerline (Pitch): **.64 mm [ .025 in ]**

Features

Product Type Features

Ground Feature Type	Ground Bus
PCB Connector Assembly Type	PCB Mount Header
Connector System	Board-to-Board
Sealable	No
Connector & Contact Terminates To	Printed Circuit Board

Configuration Features

Number of Power Positions	4
Number of Columns	76
Stackable	No
Number of Signal Positions	152
PCB Mount Orientation	Straddle Mount
Number of Positions	152
Board-to-Board Configuration	Parallel

Electrical Characteristics



Dielectric Withstanding Voltage (Max)	500 VAC
Insulation Resistance	2 MΩ
Impedance	50 Ω
Operating Voltage	30 VAC

Signal Characteristics

Differential Signaling	Yes
Data Rate	10 Gb/s

Body Features

Primary Product Color	Black
-----------------------	-------

Contact Features

Contact Mating Area Length	.94 mm[.037 in]
PCB Contact Termination Area Plating Material Thickness	3.81 – 6.35 μm[149.9997 – 249.9995 μin]
Contact Layout	Inline
PCB Contact Termination Area Plating Material Finish	Matte
Contact Shape & Form	Dual Beam
Contact Mating Area Plating Material Finish	Matte
PCB Contact Termination Area Plating Material	Tin
Contact Base Material	Copper Alloy
Contact Mating Area Plating Material	Gold
Contact Mating Area Plating Material Thickness	.76 μm[30 μin]
Contact Type	Pin
Contact Current Rating (Max)	11.5 A

Termination Features

Square Termination Post & Tail Dimension	.2 mm[.008 in]
Termination Post & Tail Length	1.52 mm[.139 in]
Termination Method to Printed Circuit Board	Surface Mount

Mechanical Attachment

PCB Mount Alignment Type	Locating Posts
Mating Retention	With
Mating Alignment	Without
PCB Mount Retention	With
PCB Mount Alignment	With



Connector Mounting Type	Board Mount
Housing Features	
Mating Entry Location	Top
Centerline (Pitch)	.64 mm[.025 in]
Housing Material	Matte
Dimensions	
Connector Length	63.45 mm[2.498 in]
Connector Height	6.38 mm[.251 in]
Connector Width	5.28 mm[.208 in]
PCB Thickness (Recommended)	2.36 mm[.8 in]
Usage Conditions	
Operating Temperature Range	-55 – 125 °C[-67 – 257 °F]
Operation/Application	
Circuit Application	Signal
Industry Standards	
UL Rating	Listed
Compatible With Agency/Standards Products	CSA, UL
Compatible With Approved Standards Products	CSA 1195944, UL E28476
UL Flammability Rating	UL 94V-0
Packaging Features	
Packaging Quantity	8
Packaging Method	Box, Tube
Product Compliance	
For compliance documentation, visit the product page on TE.com>	
EU RoHS Directive 2011/65/EU	Compliant
EU ELV Directive 2000/53/EC	Compliant
China RoHS 2 Directive MIIT Order No 32, 2016	No Restricted Materials Above Threshold
EU REACH Regulation (EC) No. 1907/2006	Current ECHA Candidate List: JAN 2024 (240) Candidate List Declared Against: JAN 2024 (240) Does not contain REACH SVHC












Halogen Content	Low Halogen - Br, Cl, F, I < 900 ppm per homogenous material. Also BFR/CFR/PVC Free
Solder Process Capability	Reflow solder capable to 260°C

Product Compliance Disclaimer


This information is provided based on reasonable inquiry of our suppliers and represents our current actual knowledge based on the information they provided. This information is subject to change. The part numbers that TE has identified as EU RoHS compliant have a maximum concentration of 0.1% by weight in homogenous materials for lead, hexavalent chromium, mercury, PBB, PBDE, DBP, BBP, DEHP, DIBP, and 0.01% for cadmium, or qualify for an exemption to these limits as defined in the Annexes of Directive 2011/65/EU (RoHS2). Finished electrical and electronic equipment products will be CE marked as required by Directive 2011/65/EU. Components may not be CE marked. Additionally, the part numbers that TE has identified as EU ELV compliant have a maximum concentration of 0.1% by weight in homogenous materials for lead, hexavalent chromium, and mercury, and 0.01% for cadmium, or qualify for an exemption to these limits as defined in the Annexes of Directive 2000/53/EC (ELV). Regarding the REACH Regulation, the information TE provides on SVHC in articles for this part number is based on the latest European Chemicals Agency (ECHA) 'Guidance on requirements for substances in articles' posted at this URL: <https://echa.europa.eu/guidance-documents/guidance-on-reach>

Compatible Parts

 <p>TE Part # 2-5767004-5 MICTOR RECEPT ASSY, 152 POS.</p>	 <p>TE Part # 1-5767115-1 MICT,REC,152,ASY,.025 TAPE PKG</p>	 <p>TE Part # 5767044-4 MICTOR,R/A,RECPT,.062,152,ASY</p>	 <p>TE Part # 5767061-4 MICT,RECPT,152,ASSY,093,PDNI</p>
 <p>TE Part # 5767081-4 MICT,REC,152,ASY,PDNI,BARBLESS</p>	 <p>TE Part # 5767089-4 MICTOR,R/A,RECPT,.093,152,ASY</p>	 <p>TE Part # 5767094-4 MICT,RECPT,152,ASY,PDNI,EXTD</p>	 <p>TE Part # 5767115-4 MICT,REC,152,ASY,.025 TAPE PKG</p>
 <p>TE Part # 5767143-4 MICT,R/A,RCPT,152,ASY,062,30AU</p>			

Customers Also Bought






TE Part #5767056-1  
MICT,260,PLUG,38,ASSY,PDNI



TE Part #31425  
TERMINAL,BUDG R 26-22 2



TE Part #2-5767004-7  
MICTOR RECEPT ASSY, 228 POS.



TE Part #205165-1  
RECEPT ASSY,25 POSN,AMPLIMITE



TE Part #5767006-5  
MICT,R/APLUG,190,ASY,.025,.062




TE Part #5767055-4  
MICT,R/APLUG,ASSY,152,PDNI



TE Part #702841-000  
55A1821-22-9/96-9CS2275



TE Part #423649-000  
S03-05-R-100



TE Part #530733-9  
MINI-BX ASSY PIN HDR 128 POS

Documents

Product Drawings

MICT,R/APLUG,152,ASY,.025,.062

English

CAD Files

3D PDF

3D

Customer View Model

ENG\_CVM\_CVM\_5767006-4\_C.2d\_dxf.zip

English

Customer View Model

ENG\_CVM\_CVM\_5767006-4\_C.3d\_igs.zip

English

Customer View Model

ENG\_CVM\_CVM\_5767006-4\_C.3d\_stp.zip

English

By downloading the CAD file I accept and agree to the [Terms and Conditions](#) of use.

Datasheets & Catalog Pages



MICTOR Interconnection System

English

Fine Pitch Stacking Connectors - 0.635mm MICTOR Connectors

English

Product Specifications

Application Specification

English