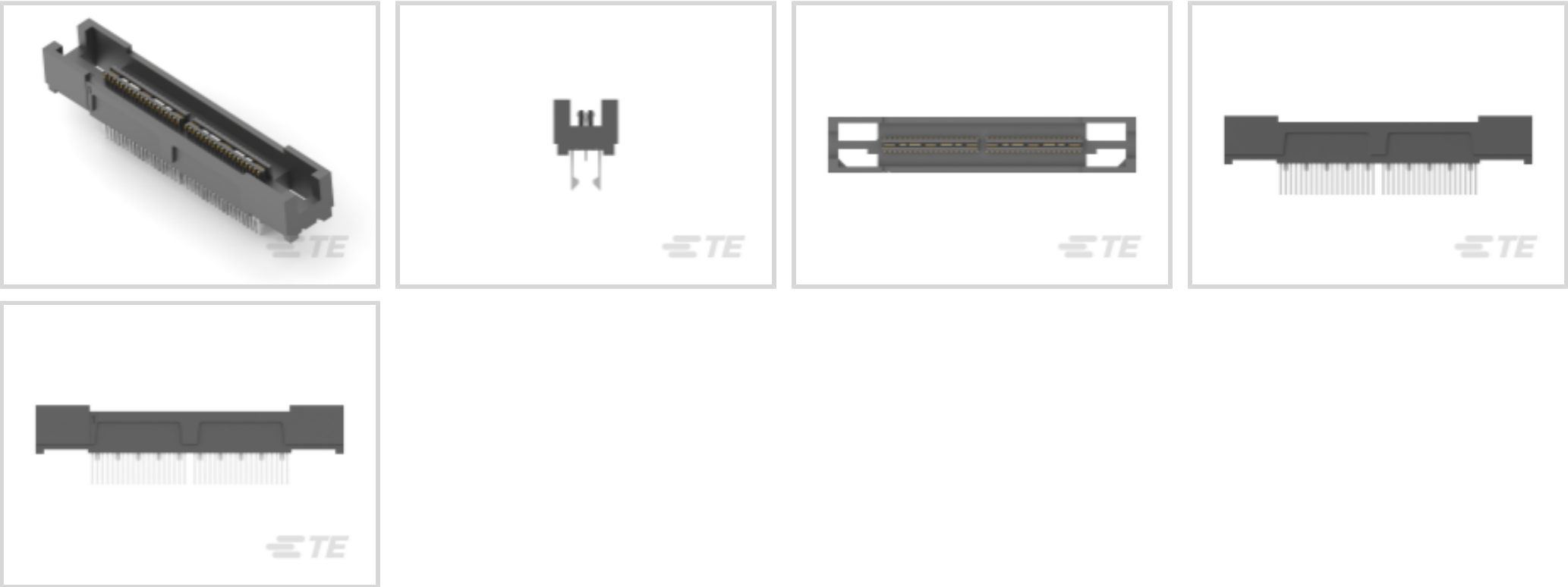




Connectors > PCB Connectors > PCB Headers & Receptacles



PCB Connector Assembly Type: **PCB Mount Receptacle**

PCB Mount Orientation: **Straddle Mount**

Connector System: **Board-to-Board**

Number of Positions: **76**

Centerline (Pitch): **.64 mm [.025 in]**

Features

Product Type Features

PCB Connector Assembly Type	PCB Mount Receptacle
Connector System	Board-to-Board
Header Type	Fully Shrouded
Sealable	No
Connector & Contact Terminates To	Printed Circuit Board

Configuration Features

Number of Power Positions	2
Number of Columns	38
Stackable	No
Number of Signal Positions	76
PCB Mount Orientation	Straddle Mount
Number of Positions	76
Board-to-Board Configuration	Parallel

Electrical Characteristics



Dielectric Withstanding Voltage (Max)	500 VAC
Insulation Resistance	2 MΩ
Impedance	76 Ω
Operating Voltage	30 VAC

Signal Characteristics

Differential Signaling	Yes
Data Rate	10 Gb/s

Body Features

Primary Product Color	Black
-----------------------	-------

Contact Features

Contact Mating Area Length	1.63 mm[.064 in]
PCB Contact Termination Area Plating Material Thickness	3.81 – 6.35 μm[149.9997 – 249.9995 μin]
Contact Layout	Inline
PCB Contact Termination Area Plating Material Finish	Matte
Contact Shape & Form	Dual Beam
Contact Mating Area Plating Material Finish	Matte
PCB Contact Termination Area Plating Material	Tin
Contact Base Material	Copper Alloy
Contact Mating Area Plating Material	Gold Flash over Palladium Nickel
	4.99999 μin
Contact Type	Socket
Contact Current Rating (Max)	11.5 A

Termination Features

Square Termination Post & Tail Dimension	.2 mm[.008 in]
Termination Post & Tail Length	3.76 mm[.148 in]
Termination Method to Printed Circuit Board	Surface Mount

Mechanical Attachment

Mating Retention	Without
Mating Alignment	With
Mating Alignment Type	Polarized
PCB Mount Retention	Without
PCB Mount Alignment	Without



Connector Mounting Type	Board Mount
Housing Features	
Mating Entry Location	Top
Centerline (Pitch)	.64 mm[.025 in]
Housing Material	Matte
Dimensions	
Connector Length	38.1 mm[1.499 in]
Connector Height	6 mm[.236 in]
Connector Width	6.9 mm[.272 in]
Usage Conditions	
Operating Temperature Range	-55 – 125 °C[-67 – 257 °F]
Operation/Application	
Circuit Application	Signal
Industry Standards	
UL Rating	Listed
Compatible With Agency/Standards Products	CSA, UL
Compatible With Approved Standards Products	CSA 1195944, UL E28476
UL Flammability Rating	UL 94V-0
Packaging Features	
Packaging Quantity	14
Packaging Method	Box, Tube
Product Compliance	
For compliance documentation, visit the product page on TE.com>	
EU RoHS Directive 2011/65/EU	Compliant
EU ELV Directive 2000/53/EC	Compliant
China RoHS 2 Directive MIIT Order No 32, 2016	No Restricted Materials Above Threshold
EU REACH Regulation (EC) No. 1907/2006	Current ECHA Candidate List: JAN 2024 (240) Candidate List Declared Against: JAN 2024 (240) Does not contain REACH SVHC
Halogen Content	Low Halogen - Br, Cl, F, I < 900 ppm per homogenous material. Also BFR/CFR/PVC



Free













Solder Process Capability


Reflow solder capable to 260°C

Product Compliance Disclaimer


This information is provided based on reasonable inquiry of our suppliers and represents our current actual knowledge based on the information they provided. This information is subject to change. The part numbers that TE has identified as EU RoHS compliant have a maximum concentration of 0.1% by weight in homogenous materials for lead, hexavalent chromium, mercury, PBB, PBDE, DBP, BBP, DEHP, DIBP, and 0.01% for cadmium, or qualify for an exemption to these limits as defined in the Annexes of Directive 2011/65/EU (RoHS2). Finished electrical and electronic equipment products will be CE marked as required by Directive 2011/65/EU. Components may not be CE marked. Additionally, the part numbers that TE has identified as EU ELV compliant have a maximum concentration of 0.1% by weight in homogenous materials for lead, hexavalent chromium, and mercury, and 0.01% for cadmium, or qualify for an exemption to these limits as defined in the Annexes of Directive 2000/53/EC (ELV). Regarding the REACH Regulation, the information TE provides on SVHC in articles for this part number is based on the latest European Chemicals Agency (ECHA) ‘Guidance on requirements for substances in articles’ posted at this URL: <https://echa.europa.eu/guidance-documents/guidance-on-reach>

Compatible Parts


 <p>TE Part # 5767005-9 MICT,495PLUG,076,ASSY,.025,REC</p>	 <p>TE Part # 5767007-9 MICT,260PLUG,76,ASSY,.025,REC</p>	 <p>TE Part # 5767032-2 MICT,788PLUG,76,ASSY,.025,REC</p>	 <p>TE Part # 5767056-2 MICT,260,PLUG,76,ASSY,PDNI</p>
 <p>TE Part # 5767017-2 MICT,900PLUG,76,ASSY,.025,REC</p>	 <p>TE Part # 5767117-2 MICT,260,PLG,076,ASY,.025,PDNI</p>	 <p>TE Part # 5767039-2 MICTOR,RA PLUG,076,.093PCB,ASY</p>	 <p>TE Part # 5767042-2 MICT,738PLUG,076,ASSY,.025,EXT</p>
 <p>TE Part # 1-5767032-6 MICT,788PLUG,76,ASSY,W VAC CAP</p>	 <p>TE Part # 5767025-2 MICTOR .707 PLUG ASSY, 76 POS.</p>	 <p>TE Part # 5767055-2 MICT,R/APLUG,ASSY,76,PDNI</p>	 <p>TE Part # 5767082-2 MICT,495,PLUG,076,PDNI,BARBLES</p>



TE Part # 5767111-2
MICT,PLG,076,ASY,.025 TAPE PKG



TE Part # 5767118-2
MICT,PLG,076,ASY,.025,TAPE CAP



TE Part # 5767119-9
MICT,PLG,076,ASY,.025,TAPE PKG



TE Part # 5767149-2
MICTOR PLUG ASSY IN TAPE & REE

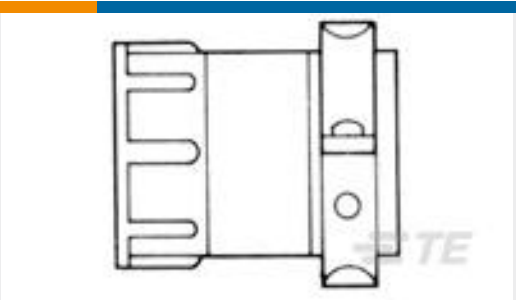


TE Part # 5767149-9
MICTOR PLUG ASSY IN TAPE & REE

Customers Also Bought



TE Part #213870-1
Cable/Panel Mount Connector, CPC Series 1



TE Part #206512-5
CLAMP,CABLE SHELL,SIZE 23



TE Part #1-66564-2
III+ PIN,24-20,TIN,STRIP

Documents

Product Drawings

MICTOR,R/A,RECPT,.062,076,ASY

English

CAD Files

Customer View Model

ENG_CVM_CVM_5767044-2_A.2d_dxf.zip

English

3D PDF

3D

Customer View Model

ENG_CVM_CVM_5767044-2_A.3d_igs.zip

English

Customer View Model

ENG_CVM_CVM_5767044-2_A.3d_stp.zip

English

By downloading the CAD file I accept and agree to the Terms and Conditions of use.



Datasheets & Catalog Pages

MICTOR Interconnection System

English

Fine Pitch Stacking Connectors - 0.635mm MICTOR Connectors

English

Product Specifications

Application Specification

English