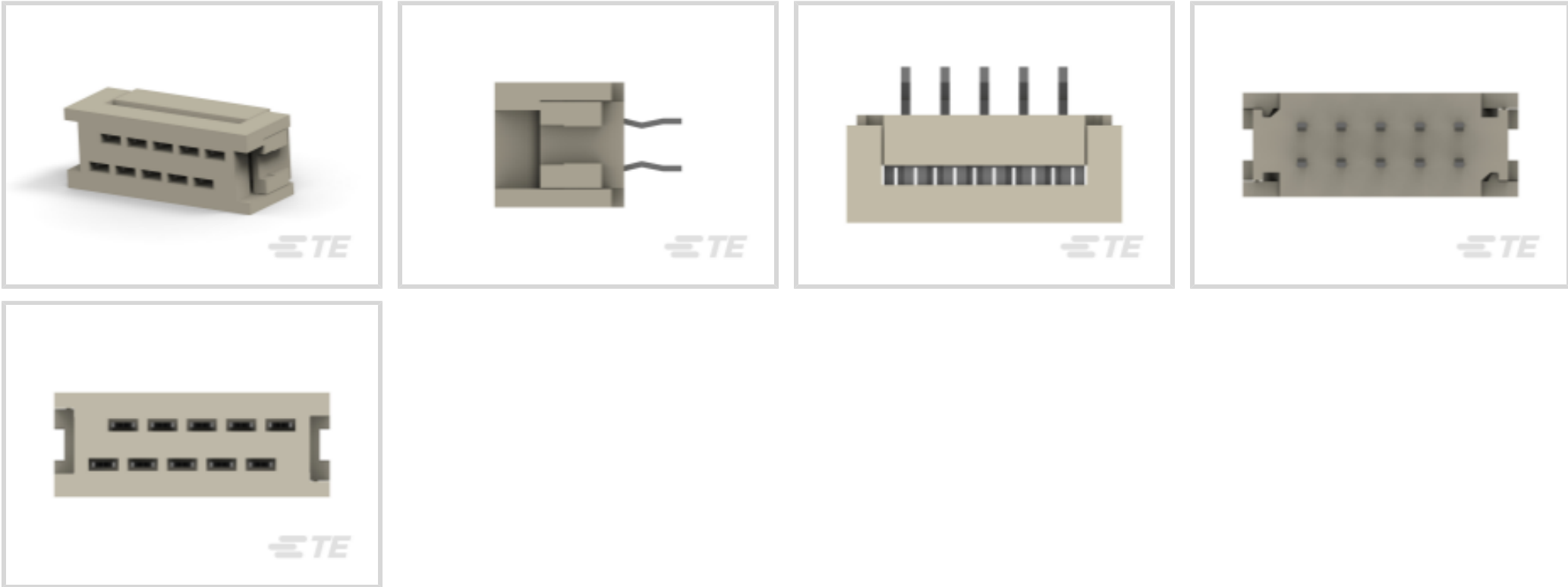




Connectors > PCB Connectors > Wire-to-Board Connectors > FFC, FPC & Ribbon Connectors > Ribbon Cable Connectors



Connector System: **Wire-to-Board**

Number of Positions: **10**

Centerline (Pitch): **2.54 mm [ .1 in ]**

PCB Mount Retention: **With**

PCB Mount Retention Type: **Boardlock**

Features

Product Type Features

Ribbon Cable Connector Header Type	Shrouded
Connector Product Type	Connector Assembly
Connector System	Wire-to-Board
Connector & Housing Type	Plug
Connector & Contact Terminates To	Printed Circuit Board, Wire & Cable

Configuration Features

Number of Positions	10
PCB Mount Orientation	Vertical
Number of Rows	2

Body Features

Primary Product Color	Gray
-----------------------	------

Contact Features

PCB Contact Termination Area Plating Material Thickness	3 – 5.1 μm[118.11 – 200.79 μin]
Wire Contact Termination Area Plating Thickness	3 – 5.1 μm[118.11 – 200.79 μin]



Wire Contact Termination Area Plating Material	Tin
Contact Mating Area Plating Material	Tin
PCB Contact Termination Area Plating Material	Tin
Contact Current Rating (Max)	1 A

Termination Features

Rectangular Termination Post & Tail Thickness	.32 mm[.013 in]
Rectangular Termination Post & Tail Width	.5 mm[.02 in]
Termination Method to Wire & Cable	Insulation Displacement (IDC)
Termination Method to Printed Circuit Board	Through Hole - Solder

Mechanical Attachment

PCB Mount Retention	With
PCB Mount Retention Type	Boardlock
Mating Retention	Without
Connector Mounting Type	Board Mount

Housing Features

Centerline (Pitch)	2.54 mm[.1 in]
--------------------	----------------

Dimensions

Row-to-Row Spacing	2.54 mm[.1 in]
--------------------	----------------

Usage Conditions

Operating Temperature Range	-65 – 105 °C[-85 – 221 °F]
-----------------------------	----------------------------

Operation/Application

Circuit Application	Signal
---------------------	--------

Product Compliance

For compliance documentation, visit the product page on TE.com>

EU RoHS Directive 2011/65/EU	Compliant
EU ELV Directive 2000/53/EC	Compliant
China RoHS 2 Directive MIIT Order No 32, 2016	No Restricted Materials Above Threshold
EU REACH Regulation (EC) No. 1907/2006	Current ECHA Candidate List: JAN 2024 (240) Candidate List Declared Against: JAN 2024 (240) Does not contain REACH SVHC



Halogen Content	Not Low Halogen - contains Br or Cl > 900 ppm.
Solder Process Capability	Wave solder capable to 265°C

Product Compliance Disclaimer

This information is provided based on reasonable inquiry of our suppliers and represents our current actual knowledge based on the information they provided. This information is subject to change. The part numbers that TE has identified as EU RoHS compliant have a maximum concentration of 0.1% by weight in homogenous materials for lead, hexavalent chromium, mercury, PBB, PBDE, DBP, BBP, DEHP, DIBP, and 0.01% for cadmium, or qualify for an exemption to these limits as defined in the Annexes of Directive 2011/65/EU (RoHS2). Finished electrical and electronic equipment products will be CE marked as required by Directive 2011/65/EU. Components may not be CE marked. Additionally, the part numbers that TE has identified as EU ELV compliant have a maximum concentration of 0.1% by weight in homogenous materials for lead, hexavalent chromium, and mercury, and 0.01% for cadmium, or qualify for an exemption to these limits as defined in the Annexes of Directive 2000/53/EC (ELV). Regarding the REACH Regulation, the information TE provides on SVHC in articles for this part number is based on the latest European Chemicals Agency (ECHA) 'Guidance on requirements for substances in articles' posted at this URL: <https://echa.europa.eu/guidance-documents/guidance-on-reach>

Compatible Parts

TE Part # 1658525-6

622-1053LF, PCB IDC, LEAD FREE

Also in the Series | AMP-LATCH DIL-PLUG

Ribbon Cable Connectors(27)

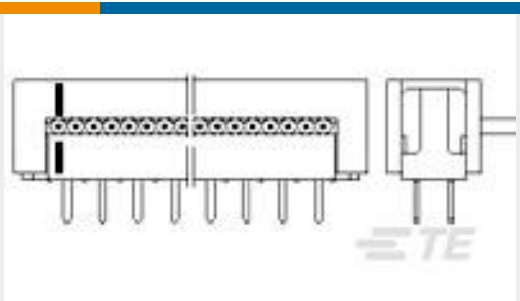
Customers Also Bought



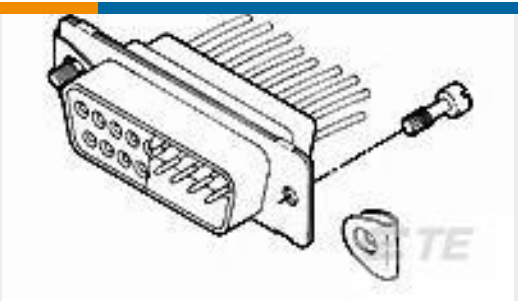
TE Part #5499141-4  
A/L UNIV HDR 20P RA LG LAT




TE Part #166292-1  
20DF COSI SOCKET



TE Part #1-216093-0  
AMP-LATCH PRE-ASSY DIL WITHO



TE Part #1857211-1  
KIT, SCREW RETAINER AMPLIMITE,



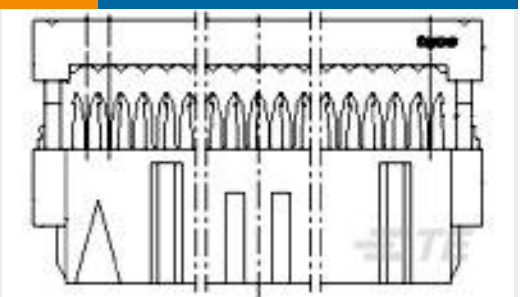
TE Part #2-746610-1  
010 DIP PLUG 100CL TIN




TE Part #794188-1  
04P MINI UMN2 PLUG HSG UL94V0




TE Part #794220-1  
MINI UMN2 PIN 22-18 AWG SN



TE Part #1-215882-0  
10 WAY GREY MK II RECP



TE Part #7-2176422-1  
TLRP 2512 3.0W R075 1% 50PPM 4K RL



TE Part #284893-E  
STVB/2 32 F AB VV 7-00 TL 4,0 \* 137 E007

Documents

Product Drawings

AMP LATCH D/P ASSY

English

CAD Files

3D PDF

3D

Customer View Model

ENG\_CVM\_CVM\_1-216791-0\_B.2d\_dxf.zip

English

Customer View Model

ENG\_CVM\_CVM\_1-216791-0\_B.3d\_igs.zip

English

Customer View Model

ENG\_CVM\_CVM\_1-216791-0\_B.3d\_stp.zip

English

By downloading the CAD file I accept and agree to the [Terms and Conditions](#) of use.

Product Specifications



Application of AMP-LATCH, Ribbon Cable Connectors

English

Application Specification

English