



Connectors > PCB Connectors > Board-In Connectors



PCB Connector Assembly Type: **PCB Mount One-Piece IDC Connector**  
PCB Mount Orientation: **Horizontal**  
Connector System: **Wire-to-Board**  
Number of Positions: **9**  
Centerline (Pitch): **2 mm [ .079 in ]**

Features

Product Type Features

PCB Connector Assembly Type	PCB Mount One-Piece IDC Connector
Connector System	Wire-to-Board
Connector & Contact Terminates To	Printed Circuit Board, Wire & Cable

Configuration Features

PCB Mount Orientation	Horizontal
Number of Positions	9
Compatible With Wire & Cable Type	Discrete Wire
Number of Rows	1

Electrical Characteristics

Operating Voltage	125 VAC
-------------------	---------

Body Features

Primary Product Color	Cream Yellow
-----------------------	--------------

Contact Features

Contact Layout	Inline
Contact Shape & Form	Tuning Fork
PCB Contact Termination Area Plating Material	Pre-Tin
Contact Base Material	Phosphor Bronze
Contact Current Rating (Max)	2 A



Termination Features

Termination Post & Tail Length	3.5 mm[.138 in]
Termination Method to Printed Circuit Board	Through Hole - Solder

Mechanical Attachment

PCB Mount Alignment Type	Polarized Lock
PCB Mount Retention Type	Kinked Legs
PCB Mount Alignment	Without
PCB Mount Retention	With

Housing Features

Centerline (Pitch)	2 mm[.079 in]
Housing Material	PBT GF

Dimensions

Connector Length	20 mm[.787 in]
Connector Height	4 mm[.157 in]
PCB Thickness (Recommended)	.8 mm[.031 – .063 in]

Usage Conditions

Operating Temperature Range	-30 – 105 °C[-30 – 105 °F]
-----------------------------	----------------------------

Operation/Application

Assembly Process Feature	Pick and Place Cover
Circuit Application	Signal

Industry Standards

Compatible With Approved Standards Products	CSA LR7189, UL E28476
UL Flammability Rating	UL 94V-0

Packaging Features

Packaging Quantity	140
Packaging Method	Box, Tray

Product Compliance

For compliance documentation, visit the product page on [TE.com](#)>

EU RoHS Directive 2011/65/EU	Compliant
EU ELV Directive 2000/53/EC	Compliant



China RoHS 2 Directive MIIT Order No 32, 2016	No Restricted Materials Above Threshold
EU REACH Regulation (EC) No. 1907/2006	Current ECHA Candidate List: JAN 2024 (240) Candidate List Declared Against: JAN 2024 (240) Does not contain REACH SVHC
Halogen Content	Not Low Halogen - contains Br or Cl > 900 ppm.
Solder Process Capability	Not applicable for solder process capability

Product Compliance Disclaimer

This information is provided based on reasonable inquiry of our suppliers and represents our current actual knowledge based on the information they provided. This information is subject to change. The part numbers that TE has identified as EU RoHS compliant have a maximum concentration of 0.1% by weight in homogenous materials for lead, hexavalent chromium, mercury, PBB, PBDE, DBP, BBP, DEHP, DIBP, and 0.01% for cadmium, or qualify for an exemption to these limits as defined in the Annexes of Directive 2011/65/EU (RoHS2). Finished electrical and electronic equipment products will be CE marked as required by Directive 2011/65/EU. Components may not be CE marked. Additionally, the part numbers that TE has identified as EU ELV compliant have a maximum concentration of 0.1% by weight in homogenous materials for lead, hexavalent chromium, and mercury, and 0.01% for cadmium, or qualify for an exemption to these limits as defined in the Annexes of Directive 2000/53/EC (ELV). Regarding the REACH Regulation, the information TE provides on SVHC in articles for this part number is based on the latest European Chemicals Agency (ECHA) 'Guidance on requirements for substances in articles' posted at this URL: <https://echa.europa.eu/guidance-documents/guidance-on-reach>

Compatible Parts



TE Part # 58074-1  
MTA 50/100/156 MANUAL TOOL FRAME




TE Part # 58372-1  
HEAD (IDC) 2MM C.T. W/O TL

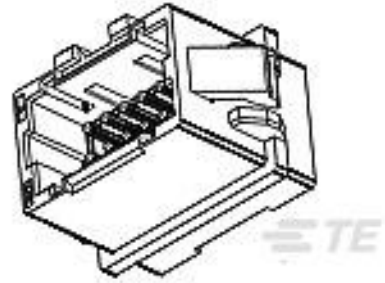


TE Part # 2-173977-9  
CT CONN MT REC ASSY 9P BLUE


Customers Also Bought



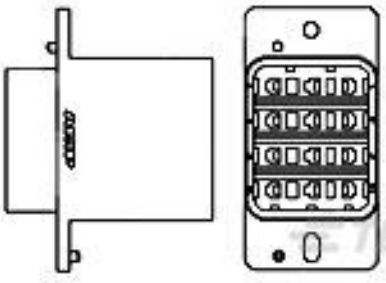
TE Part #4-173977-3  
AMP COMMON TERMINATION HOUSINGS



TE Part #2-292216-6  
MINI CT D/R RELAY 26P V NAT



TE Part #4-292246-2  
1.5 MINI CT LATTICE REC KEY B



TE Part #1-1318807-2  
FUSER MIC 12P PLUG HSG DRAWER



TE Part #2-292254-3  
CT RELAY HDR ASSY 3P BLUE



TE Part #8-292155-7  
SGL HDR PANEL MOUNT ASSY



TE Part #8-292155-9  
SGL HDR PANEL MOUNT ASSY

Documents

Product Drawings

AMP CT MT AMP-IN HDR-H YEL 9P

English

CAD Files

3D PDF

English

Customer View Model

ENG\_CVM\_2-173983-9\_F.3d\_igs.zip

English

Customer View Model

ENG\_CVM\_2-173983-9\_F.3d\_stp.zip

English

Customer View Model

ENG\_CVM\_2-173983-9\_F.2d\_dxf.zip

English

By downloading the CAD file I accept and agree to the [Terms and Conditions](#) of use.

Product Specifications

Application Specification

English

Instruction Sheets

MINI PRESS CT CONNECTOR (WAS IS-553J)

Japanese

Instruction Sheet (non U.S.)

Japanese