



Connectors > PCB Connectors > Board-In Connectors > Paddle Board Connector



PCB Connector Assembly Type: **PCB Mount Paddleboard Connector**

PCB Mount Orientation: **Vertical**

Connector System: **Cable-to-Board**

Number of Positions: **4**

Centerline (Pitch): **1.27 mm [.05 in]**

[All Paddle Board Connector \(20\)](#)

Features

Product Type Features

| | |
|-----------------------------------|-------------------------------------|
| PCB Connector Assembly Type | PCB Mount Paddleboard Connector |
| Connector System | Cable-to-Board |
| Connector & Contact Terminates To | Printed Circuit Board, Wire & Cable |

Configuration Features

| | |
|-----------------------------------|--------------|
| Wire Entry Location | Top |
| PCB Mount Orientation | Vertical |
| Number of Positions | 4 |
| Compatible With Wire & Cable Type | Ribbon Cable |
| Number of Rows | 2 |

Electrical Characteristics

| | |
|-----------------------|---------|
| Insulation Resistance | 1000 MΩ |
| Operating Voltage | 100 VAC |

Body Features

| | |
|-----------------------|-----|
| Primary Product Color | Red |
|-----------------------|-----|

Contact Features

| | |
|---|-------------------------------|
| PCB Contact Termination Area Plating Material Thickness | 3 – 5 μm[118.11 – 196.85 μin] |
|---|-------------------------------|



| | |
|---|-----------------|
| Wire Contact Termination Area Plating Thickness | 1 μm[39.37 μin] |
| Wire Contact Termination Area Plating Material Finish | Matte |
| Wire Contact Termination Area Plating Material | Tin |
| PCB Contact Termination Area Plating Material Finish | Matte |
| Contact Underplating Material | Nickel |
| PCB Contact Termination Area Plating Material | Tin |
| Contact Base Material | Phosphor Bronze |
| Contact Current Rating (Max) | 1.5 A |

Termination Features

| | |
|---|-----------------------|
| Rectangular Termination Post & Tail Thickness | .5 mm[.02 in] |
| Rectangular Termination Post & Tail Width | .4 mm[.015 in] |
| Termination Post & Tail Length | 3.2 mm[.125 in] |
| Termination Method to Printed Circuit Board | Through Hole - Solder |

Mechanical Attachment

| | |
|--------------------------|---------------------|
| PCB Mount Retention Type | Kinked Solder Tails |
| PCB Mount Alignment | With |
| PCB Mount Retention | With |

Housing Features

| | |
|--------------------|-----------------|
| Centerline (Pitch) | 1.27 mm[.05 in] |
| Housing Material | PBT GF |

Dimensions

| | |
|--------------------------------------|---------------------------|
| Connector Length | 8.6 mm[.339 in] |
| Connector Height | 5.1 mm[.2 in] |
| Row-to-Row Spacing | 2 mm[.059 in] |
| Compatible Insulation Diameter Range | .8 – 1 mm[.035 – .039 in] |
| Wire Size | .08 – .09 mm² |

Usage Conditions

| | |
|-----------------------------|----------------------------|
| Operating Temperature Range | -40 – 105 °C[-40 – 221 °F] |
|-----------------------------|----------------------------|

Operation/Application

| | |
|------------------------|----------------|
| Solder Process Feature | Board Standoff |
| Circuit Application | Signal |

Industry Standards



| | |
|---|-----------|
| Compatible With Approved Standards Products | UL E28476 |
| UL Flammability Rating | UL 94V-0 |

Packaging Features

| | |
|--------------------|------|
| Packaging Quantity | 2500 |
| Packaging Method | Reel |

Product Compliance

For compliance documentation, visit the product page on TE.com>

| | |
|---|---|
| EU RoHS Directive 2011/65/EU | Compliant |
| EU ELV Directive 2000/53/EC | Compliant |
| China RoHS 2 Directive MIIT Order No 32, 2016 | No Restricted Materials Above Threshold |
| EU REACH Regulation (EC) No. 1907/2006 | Current ECHA Candidate List: JAN 2024 (240) Candidate List Declared Against: JAN 2024 (240) Does not contain REACH SVHC |
| Halogen Content | Not Low Halogen - contains Br or Cl > 900 ppm. |
| Solder Process Capability | Wave solder capable to 265°C |

Product Compliance Disclaimer


This information is provided based on reasonable inquiry of our suppliers and represents our current actual knowledge based on the information they provided. This information is subject to change. The part numbers that TE has identified as EU RoHS compliant have a maximum concentration of 0.1% by weight in homogenous materials for lead, hexavalent chromium, mercury, PBB, PBDE, DBP, BBP, DEHP, DIBP, and 0.01% for cadmium, or qualify for an exemption to these limits as defined in the Annexes of Directive 2011/65/EU (RoHS2). Finished electrical and electronic equipment products will be CE marked as required by Directive 2011/65/EU. Components may not be CE marked. Additionally, the part numbers that TE has identified as EU ELV compliant have a maximum concentration of 0.1% by weight in homogenous materials for lead, hexavalent chromium, and mercury, and 0.01% for cadmium, or qualify for an exemption to these limits as defined in the Annexes of Directive 2000/53/EC (ELV). Regarding the REACH Regulation, the information TE provides on SVHC in articles for this part number is based on the latest European Chemicals Agency (ECHA) ‘Guidance on requirements for substances in articles’ posted at this URL: <https://echa.europa.eu/guidance-documents/guidance-on-reach>

Compatible Parts





TE Part # 734024-1
Micro-MaTch ADAPTER, 4-24 POS.



TE Part # 2-438685-4
TERMINATION PUSHER



TE Part # 438685-1
TERM.PUSHER ASSY




TE Part # 677412-4
SEMI AUTO.MACHINE, MICRO-MATCH, 4-24 POS


Also in the Series | Micro-MaTch Industrial




Board-In Connectors(21)



Connector Contacts(4)



Insertion & Extraction Tools(1)



Pluggable I/O Cable Assemblies(52)



Ribbon Cable Connectors(186)

Customers Also Bought



TE Part #2103124-2
High-Voltage Header



TE Part #3-643814-3
03P MTA100 CONN ASSY POL RIB




TE Part #1-2176052-6
RLP73N 1J R22 5% 5K RL



TE Part #5-104071-1
10 SYSTEM 50 HDR SRST SHRD SN



TE Part #8-1614884-9
CPF 0805 18K 0.1% 25PPM 1K RL



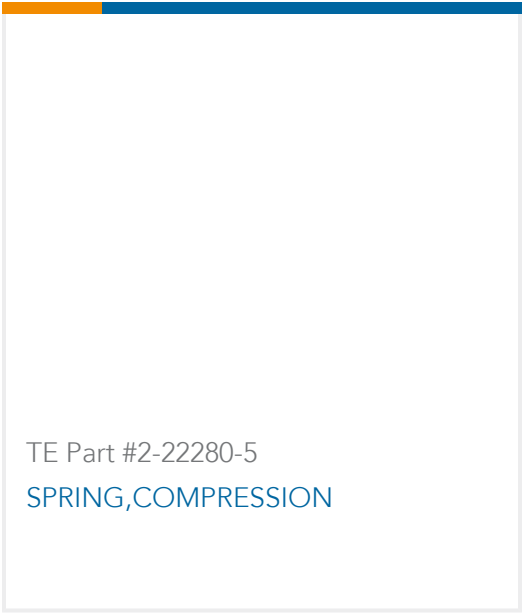
TE Part #5053292059
RNF-100-1-0-STK



TE Part #2103181-3
CABLE SEAL RTNR, SIZE C, HVA280-2PI XE



TE Part #175022-1
250 PL EX REC. 18-14AWG PTBR



Documents

Product Drawings

MICRO-MATCH PBC.04P

English

CAD Files

3D PDF

3D

Customer View Model

ENG_CVM_CVM_215570-4_S.2d_dxf.zip

English

Customer View Model

ENG_CVM_CVM_215570-4_S.3d_igs.zip

English

Customer View Model

ENG_CVM_CVM_215570-4_S.3d_stp.zip

English

By downloading the CAD file I accept and agree to the [Terms and Conditions](#) of use.

Datasheets & Catalog Pages

Micro-MaTch Catalog

English

Ribbon Cable Interconnect Solutions

English

Centerline Micro-Match Connector Series

English

Product Specifications

Application Specification

English

micro match miniature connector system

English